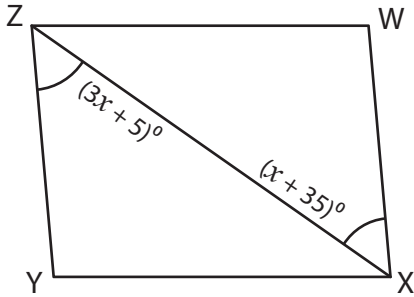


Parallelogram - Angles

Find the measure of the indicated angle in each parallelogram.

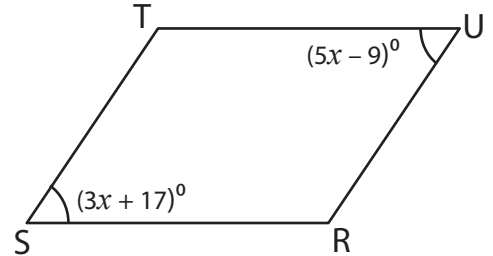
1)



$x =$ _____

$m\angle WXZ =$ _____

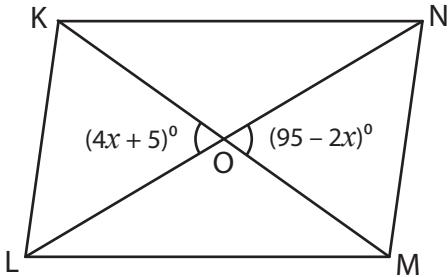
2)



$x =$ _____

$m\angle R =$ _____

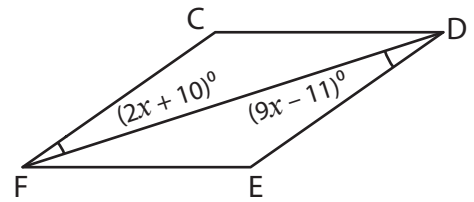
3)



$x =$ _____

$m\angle KOL =$ _____

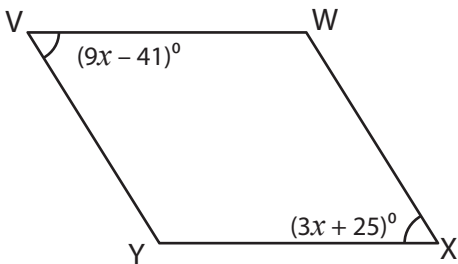
4)



$x =$ _____

$m\angle FDE =$ _____

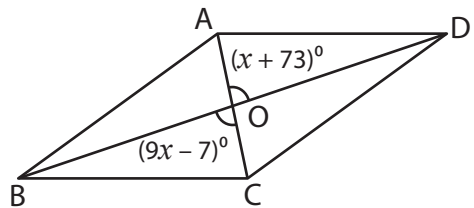
5)



$x =$ _____

$m\angle W =$ _____

6)



$x =$ _____

$m\angle AOD =$ _____