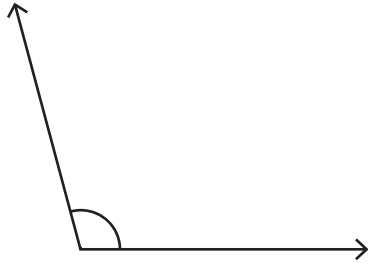


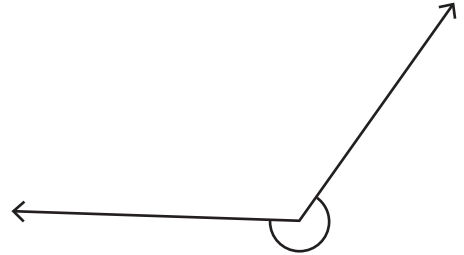
Choose the best estimation for the measure of each angle.

1)



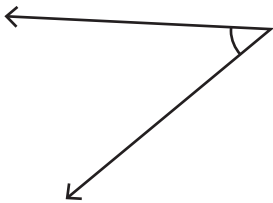
- a) 145° approx
- b) 135° approx
- c) 105° approx

2)



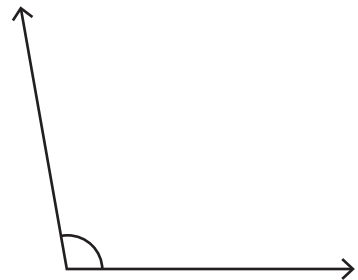
- a) 200° approx
- b) 235° approx
- c) 275° approx

3)



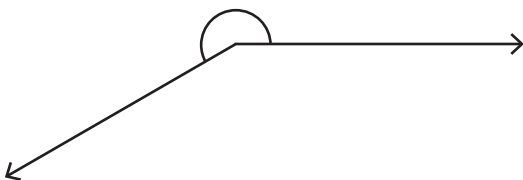
- a) 40° approx
- b) 60° approx
- c) 75° approx

4)



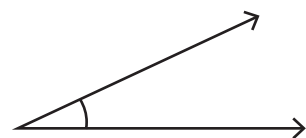
- a) 130° approx
- b) 90° approx
- c) 100° approx

5)



- a) 240° approx
- b) 210° approx
- c) 250° approx

6)



- a) 25° approx
- b) 40° approx
- c) 60° approx