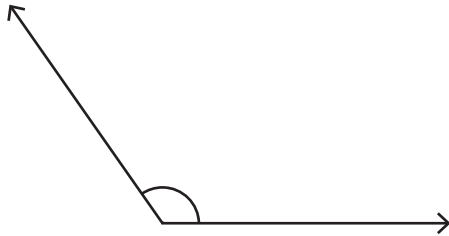


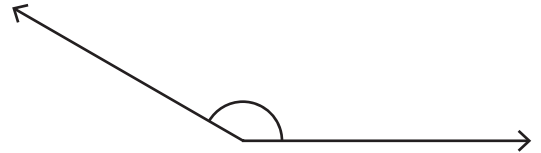
Choose the best estimation for the measure of each angle.

1)



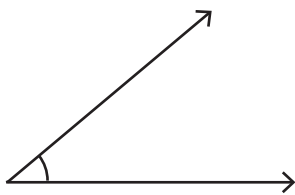
- a) 160° approx
- b) 140° approx
- c) 125° approx

2)



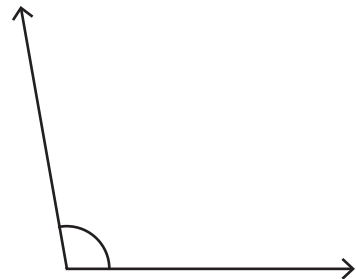
- a) 130° approx
- b) 150° approx
- c) 170° approx

3)



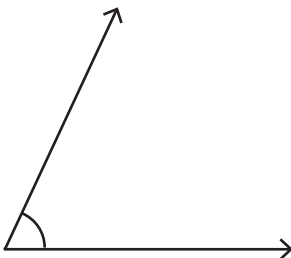
- a) 40° approx
- b) 55° approx
- c) 60° approx

4)



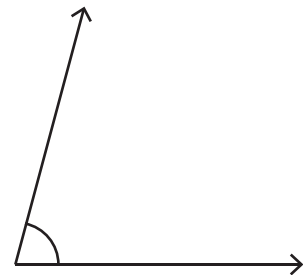
- a) 125° approx
- b) 140° approx
- c) 100° approx

5)



- a) 75° approx
- b) 85° approx
- c) 65° approx

6)



- a) 30° approx
- b) 75° approx
- c) 90° approx